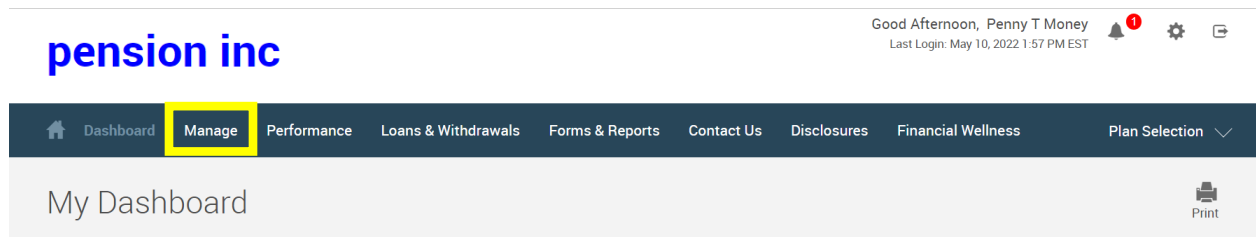


Como Hacer Cambios de Elección de Inversión (en línea)

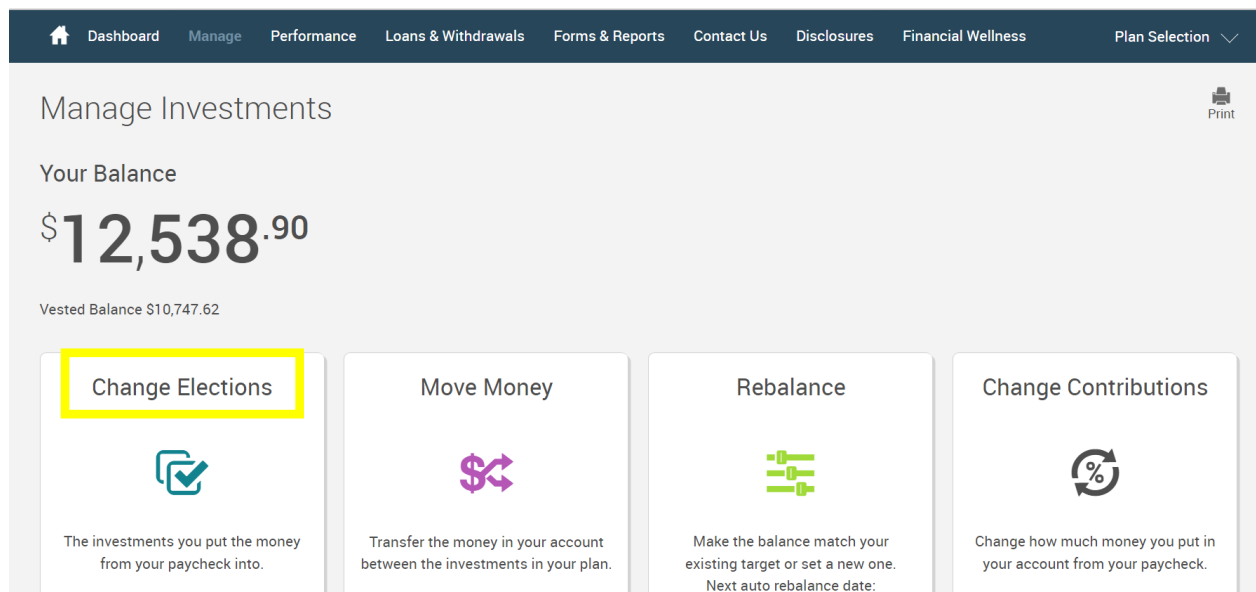
Inicie sesión a su cuenta en www.yourbenefitaccount.net/pensioninc/ o www.pensioninc.net

Desde el resumen del tablero de manos > Seleccione Manage







The screenshot shows the 'pension inc' dashboard. At the top right, it says 'Good Afternoon, Penny T Money' and 'Last Login: May 10, 2022 1:57 PM EST'. Below this is a navigation menu with 'Dashboard', 'Manage' (highlighted with a yellow box), 'Performance', 'Loans & Withdrawals', 'Forms & Reports', 'Contact Us', 'Disclosures', 'Financial Wellness', and 'Plan Selection'. Below the menu is 'My Dashboard' and a 'Print' icon.

En el menú desplegable > Seleccione Manage Investments > Hace clic Change Elections



The screenshot shows the 'Manage Investments' page. At the top is a navigation menu with 'Dashboard', 'Manage', 'Performance', 'Loans & Withdrawals', 'Forms & Reports', 'Contact Us', 'Disclosures', 'Financial Wellness', and 'Plan Selection'. Below the menu is 'Manage Investments' and a 'Print' icon. The page displays 'Your Balance' as '\$12,538.90' and 'Vested Balance \$10,747.62'. Below this are four cards: 'Change Elections' (highlighted with a yellow box), 'Move Money', 'Rebalance', and 'Change Contributions'. Each card has an icon and a brief description of the action.

Change Elections	Move Money	Rebalance	Change Contributions
			
The investments you put the money from your paycheck into.	Transfer the money in your account between the investments in your plan.	Make the balance match your existing target or set a new one. <u>Next auto rebalance date:</u>	Change how much money you put in your account from your paycheck.

Le desplaza hacia abajo la página de elecciones cambios > La columna izquierda es la asignación actual y la columna derecha es elección nueva

pension inc

Good Afternoon, Penny T Money
Last Login: May 13, 2022 1:55 PM EST

Dashboard Manage Performance Loans & Withdrawals Forms & Reports Contact Us Disclosures Financial Wellness Plan Selection

Change Elections Print



Overall Progress: **0% Complete**

Enter Investment Election Percentages

Entre sus elecciones de inversiones nuevas (para el futuro) > Total de mosto = 100% > Hace clic Next

Investment	Asset Class	Current Allocation %	New Election %
Fidelity 500 Index Institution... details	Large Blend	25%	<input type="text" value="25"/> %
Invesco Developing Markets details	Diversified Emerging Mkts	5%	<input type="text" value="0"/> %
PIMCO Commodity Real Ret Strat... details	Commodities Broad Bask...	0%	<input type="text" value="0"/> %
T. Rowe Price Growth Stock I details	Large Growth	25%	<input type="text" value="25"/> %
Vanguard International Value I... details	Foreign Large Value	20%	<input type="text" value="0"/> %
Vanguard Life Growth Fund details	Moderately Aggressive AI...	0%	<input type="text" value="75"/> %
Vanguard Life Strategy Cons Gr... details	Moderately Conservative ...	0%	<input type="text" value="0"/> %
Vanguard Life Strategy Income ... details	Conservative Allocation	0%	<input type="text" value="0"/> %
Vanguard Mid Cap Index Admiral... details	Mid-Cap Blend	15%	<input type="text" value="0"/> %
Vanguard Small Cap Index Adm details	Small Blend	5%	<input type="text" value="0"/> %
TOTAL		100%	100%

Responda 'Yes' o 'No' para reequilibrar sus equilibrios transferibles > Hace clic Submit

 Change Elections  Print



Overall Progress: **20% Complete**

Transferable Balances

Would you like to rebalance your transferable balances in your plan to conform with the percentages you entered for your investment elections?

No Yes

Lea el prospecto para cada fondo > Hace una marca de verificación cuando termina> Hace clic Next

 Change Elections  Print



Overall Progress: **60% Complete**

Read Prospectus

Have you read the prospectus for each fund?

Funds		<input checked="" type="checkbox"/> Mark all as Read
T. Rowe Price Growth Stock I	view prospectus	<input checked="" type="checkbox"/> Mark as Read
Vanguard Life Growth Fund	view prospectus	<input checked="" type="checkbox"/> Mark as Read

Revisa los cambios de elecciones> Le desplaza hacia abajo para hacer clic Submit



 Change Elections  Print

Overall Progress: **80% Complete**

Review


Election Percentages

Recibirá una código de confirmación verde

 Change Elections 
Print

Overall Progress: **100% Complete**

Confirmation

 Confirmation Number: 418754.

Todos los cambios necesitan un ciclo nocturno para aparecer en línea y para procesar lo antes posible conforme a sus provisiones del plan.
Lea la descripción del plan sumario (Está en Forms) para más información.

Por favor, contacta con el Participant Support 1.920.432.7020 or 1.877.865.7899 con cualesquiera preguntas